

New Paltz Central School
District
First Budget Presentation
2013-2014 BUDGET



Presented February 6, 2013 by
Maria Rice, Superintendent and
Richard Linden, Assistant Superintendent for
Business



Tax Levy Law - Maximum Limit/Threshold




There was a major change in school district budgeting starting last year due to the maximum Tax Levy Limit or Threshold.

1. School Districts must first calculate the maximum tax levy limit. (Last year these limits ranged from less than 0% to over 6% across the State per SED).
2. School Boards must then decide between:
 - a. Presenting a budget to the public at or below this limit (requiring a majority to pass) or
 - b. Presenting a budget to the public above this limit (requiring 60% to pass)



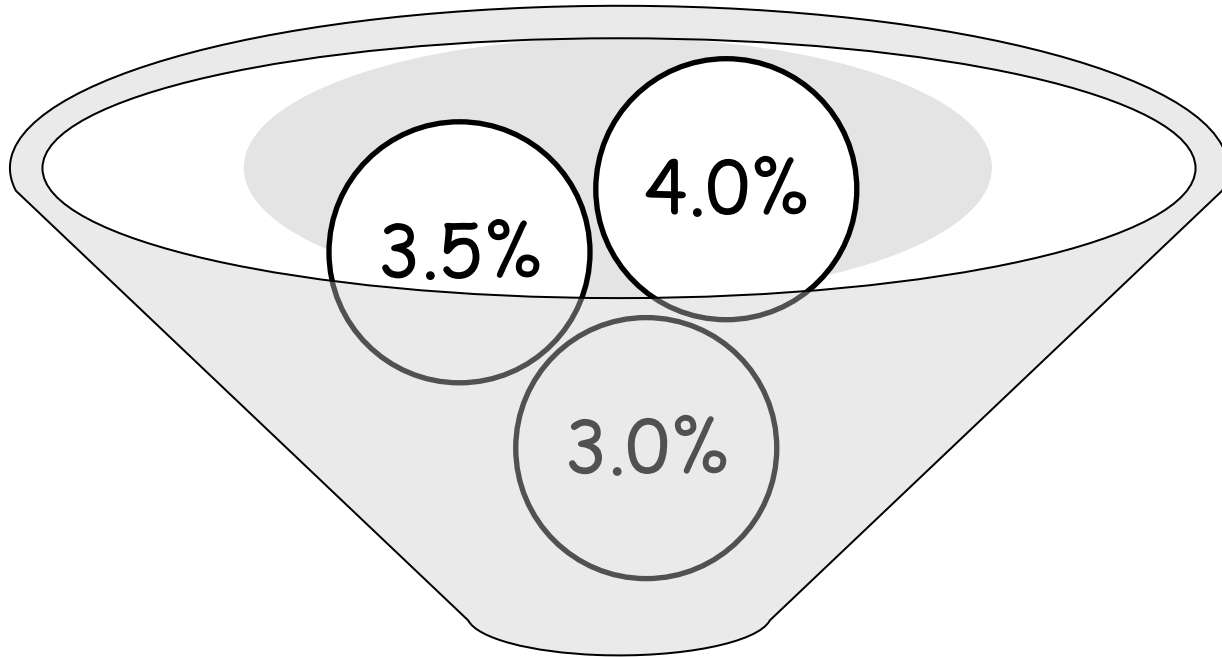
2013 - 14 Tax Levy Limit




- The formula for calculating the tax levy limit is fairly complicated and uses ten pieces of data.
- Only one of these pieces of data is 2% (or the CPI, whichever is less).
- The preliminary calculation (as of 1/31/13) for New Paltz for 2013-2014 gives a result of 4.3%. This is the limit for the total TAX LEVY in the budget without requiring a 60% budget approval.
- It is NOT a limit on individual tax rates as these are controlled by assessments and equalization rates which are not known until August.



BOE Budget Guidelines



Maximum Tax Levy





Assumptions for 2013-2014 Rollover Budget

Rollover Budget Assumptions:

1. All positions are the same as in January 2013
2. Special Ed placements are projections as of January 2013
3. BOCES increases of 2% (actual figures are TBD)

Revenue Assumptions:

1. State Aid as in Executive Budget
2. Decrease in Appropriated Fund Balance from \$1.15 M to \$1.10 M



Tax Levy Threshold for 2013-2014

2012-2013

REVENUE

- Tax Levy \$35,570,000
- State Aid \$ 12,514,000
- Other \$ 1,236,000
- Fund Balance \$ 1,150,000
- **TOTAL \$50,470,000**

- Included vehicle proposition
- Decrease of \$10,000 (from 2011-12)
- Tax Levy increase of 4.4%

2013-2014 Tax Levy Limit*

REVENUE

- Tax Levy \$37,100,000*
- State Aid \$12,505,000
- Other \$ 1,160,000
- Fund Balance \$ 1,100,000
- **TOTAL \$51,865,000**


Reductions of \$600,000 from rollover

2013 - 14:


1% Tax Levy Increase= \$355,700

* 4.3% Tax Levy Limit

* Based on data as of 1/31/13



Budget Scenarios for 2013-2014



4% TAX LEVY Incr.

REVENUE

Tax Levy	\$37,000,000
State Aid	\$12,505,000
Other	\$ 1,160,000
Fund Bal.	\$ 1,100,000
TOTAL	\$51,765,000

Reduction from rollover
budget
- \$700,000

3.5% TAX LEVY Incr.

REVENUE

Tax Levy	\$36,825,000
State Aid	\$12,505,000
Other	\$ 1,160,000
Fund Bal.	\$ 1,100,000
TOTAL	\$51,590,000


Reduction from rollover
budget
-\$875,000

3% TAX LEVY Incr.


REVENUE

Tax Levy	\$36,650,000
State Aid	\$12,505,000
Other	\$ 1,160,000
Fund Bal.	\$ 1,100,000
TOTAL	\$51,415,000

Reduction from rollover
budget
-\$1,050,000




Historical Budget Data




2012-2013	
REVENUE	
Tax Levy	\$35,570,000
State Aid	\$12,514,000
Other	\$ 1,236,000
Fund Bal.	\$ 1,150,000
TOTAL	\$50,470,000
Budget change: -0.02%	
Tax Levy change: +4.4	
(Includes Vehicle Propos.)	
Reductions from rollover budget - \$1,930,000	
24.5 FTE Staffing	
Reductions:	
Admin	- 0.0
DO	- 2.2
Teachers	- 9.3
Support	-13.0

2011-2012	
REVENUE	
Tax Levy	\$34,060,000
State Aid	\$12,765,000
Other	\$ 1,985,000
Fund Bal.	\$ 1,670,000
TOTAL	\$50,480,000
Budget change: +3.4%	
Tax Levy change: +4.4%	
(Includes Vehicle Propos.)	
Reductions from rollover budget - \$2,720,000	
19.1 FTE Staffing	
Reductions:	
Admin	- 1.0
DO	- 1.0
Teachers	- 11.3
Support	- 5.8

2010-2011	
REVENUE	
Tax Levy	\$32,615,000
State Aid	\$12,356,000
Other	\$ 2,059,000
Fund Bal.	\$ 1,800,000
TOTAL	\$48,830,000
Budget change: +0.7%	
Tax Levy change: +3.0%	
(No vehicles)	
Reductions from rollover budget - \$2,680,000	
17.5 FTE Staffing	
Reductions:	
Admin	- 2.0
DO	- 0.0
Teachers	- 14.3
Support	- 1.2



Results of the \$1.8M average per year LOSS in State Aid due to GAP elimination (as compared to 2008-09)



State Aid vs. Tax Levy as % of Budget



Staffing reductions

